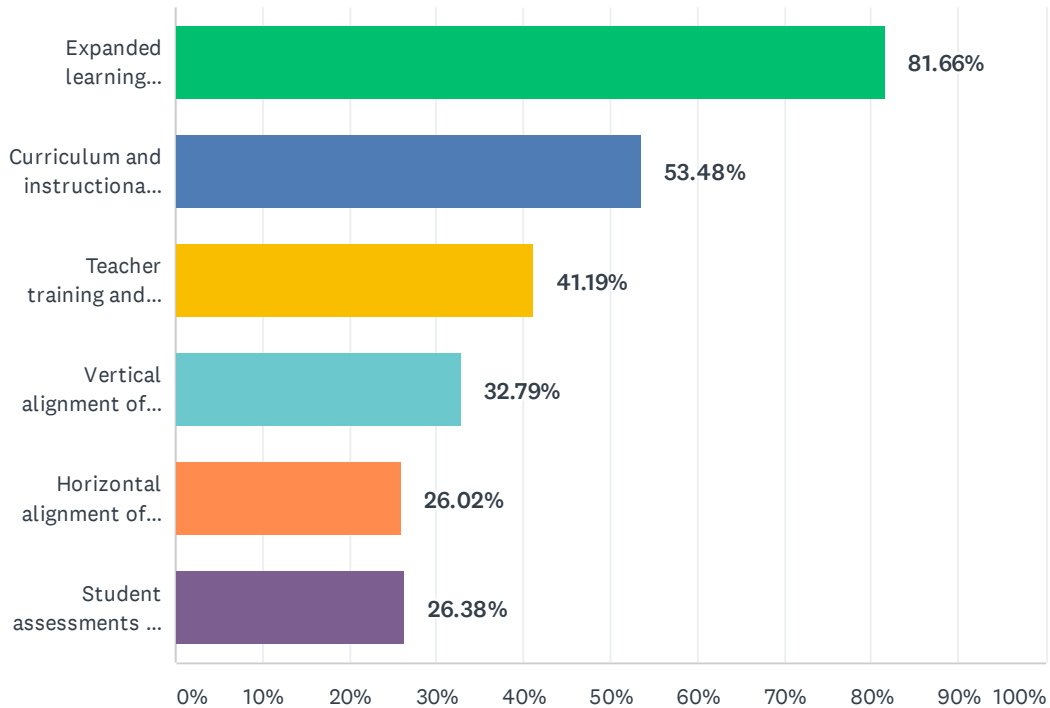


**Q1 Please select the items within the area of Teaching and Learning which you believe Dallas School District should focus on. Check all that apply.**

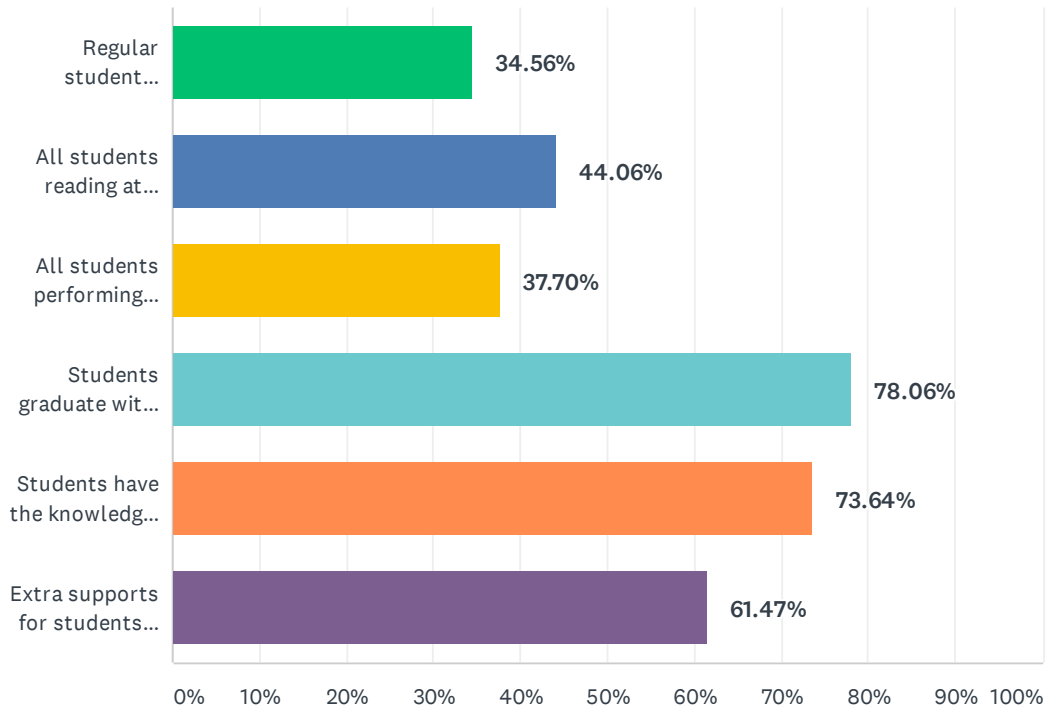
Answered: 1,107 Skipped: 6



| ANSWER CHOICES  | RESPONSES |     |
|---|-----------|-----|
| Expanded learning options for students (e.g., music, career and technical education, electives, etc.) | 81.66%    | 904 |
| Curriculum and instructional materials (e.g., textbooks, lesson plans, technology, etc.)              | 53.48%    | 592 |
| Teacher training and development  | 41.19%    | 456 |
| Vertical alignment of teaching (e.g., 5th grade teachers working with 4th and 6th grade teachers)     | 32.79%    | 363 |
| Horizontal alignment of teaching (e.g., all 3rd grade teachers working together)                      | 26.02%    | 288 |
| Student assessments or other measures of student growth   | 26.38%    | 292 |
| Total Respondents: 1,107  |           |     |

**Q2 Please select the items within the goal of Students on Track to Graduate which you believe Dallas School District should focus on. Check all that apply.**

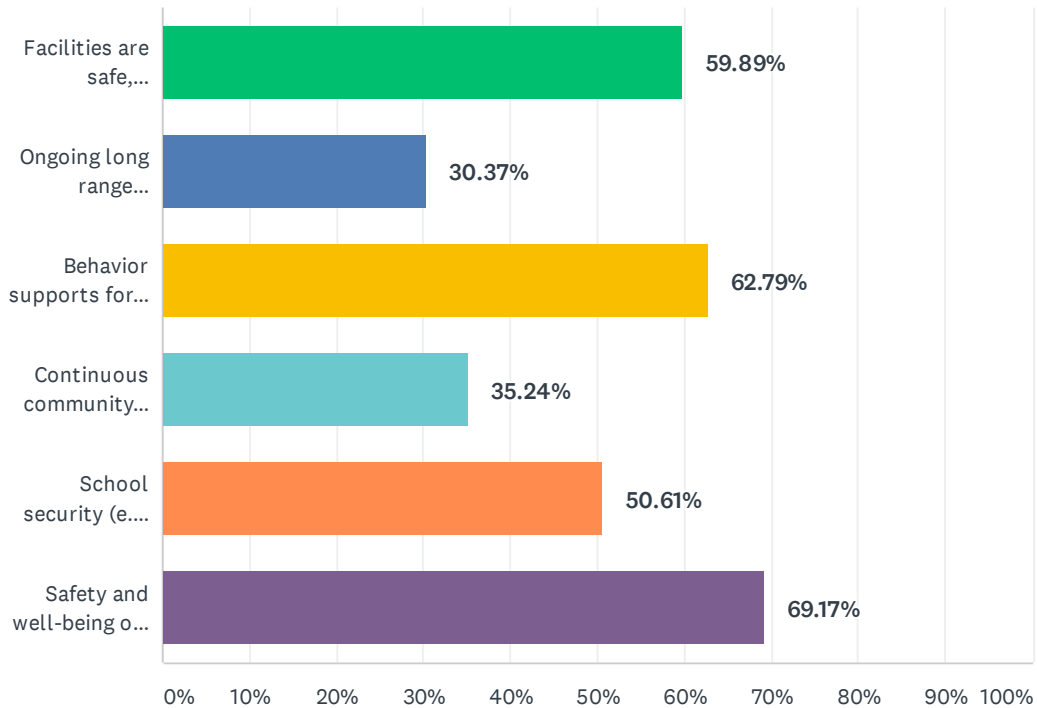
Answered: 1,085 Skipped: 28



| ANSWER CHOICES   | RESPONSES |     |
|--|-----------|-----|
| Regular student attendance (90% attendance rates or above)   | 34.56%    | 375 |
| All students reading at grade level or above   | 44.06%    | 478 |
| All students performing mathematics at grade level or above  | 37.70%    | 409 |
| Students graduate with the skills to be ready for community, career, and/or college                        | 78.06%    | 847 |
| Students have the knowledge to succeed in life after high school   | 73.64%    | 799 |
| Extra supports for students who struggle (e.g., credit recovery, transition programs, interventions, etc.) | 61.47%    | 667 |
| Total Respondents: 1,085   |           |     |

**Q3 Please select the items within the goal of Safety, Security, and Wellness which you feel Dallas School District should focus on. Check all that apply.**

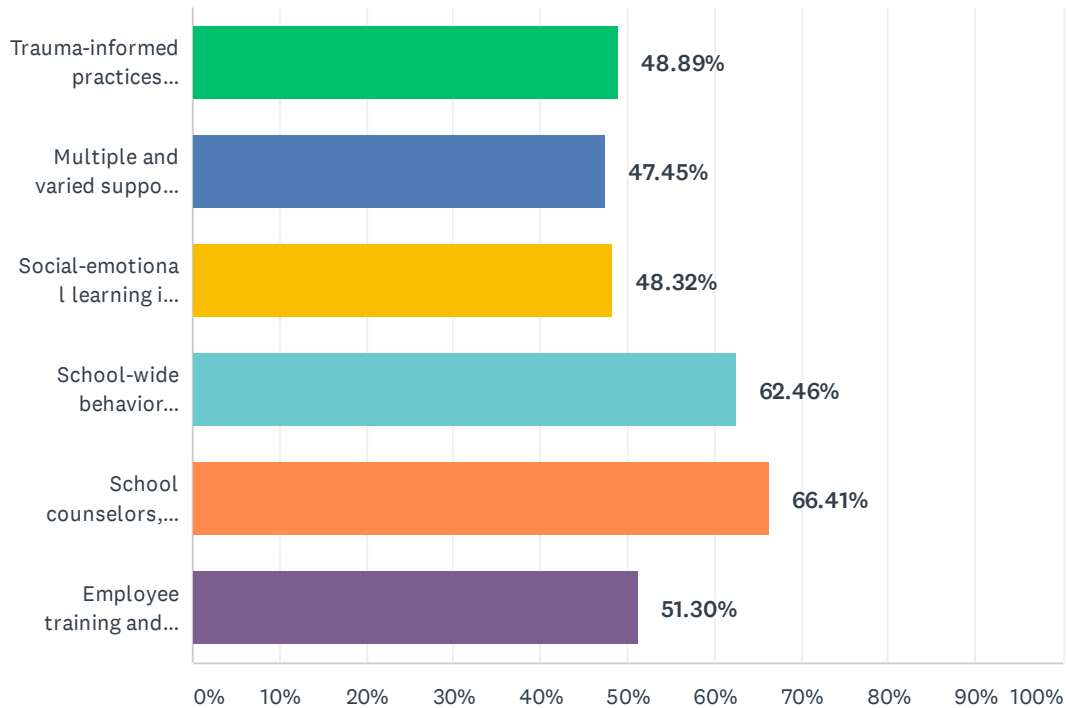
Answered: 1,067 Skipped: 46



| ANSWER CHOICES  | RESPONSES |     |
|---|-----------|-----|
| Facilities are safe, accessible, and maintained                           | 59.89%    | 639 |
| Ongoing long range facilities planning                                    | 30.37%    | 324 |
| Behavior supports for students  | 62.79%    | 670 |
| Continuous community engagement   | 35.24%    | 376 |
| School security (e.g., cameras, building access, School Resource Officer) | 50.61%    | 540 |
| Safety and well-being of students and employees                           | 69.17%    | 738 |
| Total Respondents: 1,067  |           |     |

**Q4 Please select the items within the goal of Social-Emotional and Mental Health which you believe Dallas School District should focus on. Check all that apply.**

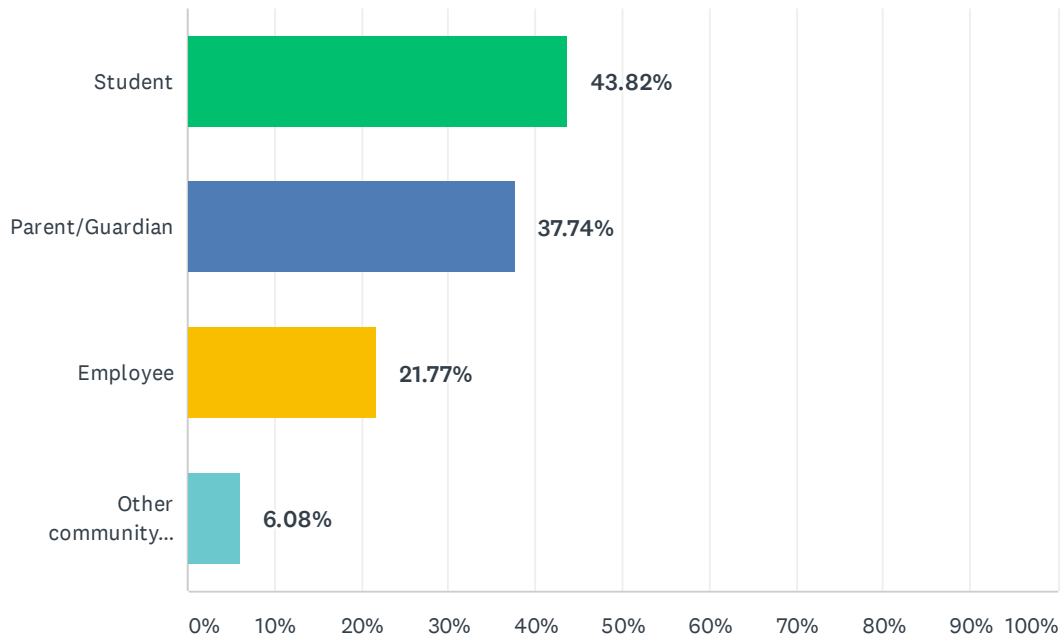
Answered: 1,039 Skipped: 74



| ANSWER CHOICES  | RESPONSES |     |
|---|-----------|-----|
| Trauma-informed practices (support for students with adverse childhood experiences) | 48.89%    | 508 |
| Multiple and varied supports for students within classes                            | 47.45%    | 493 |
| Social-emotional learning in curriculum and instruction                             | 48.32%    | 502 |
| School-wide behavior supports focused on social-emotional and mental health         | 62.46%    | 649 |
| School counselors, psychologists, or specialists                                    | 66.41%    | 690 |
| Employee training and development   | 51.30%    | 533 |
| Total Respondents: 1,039  |           |     |

### Q5 What is your relationship with the Dallas School District? Please check all that apply.

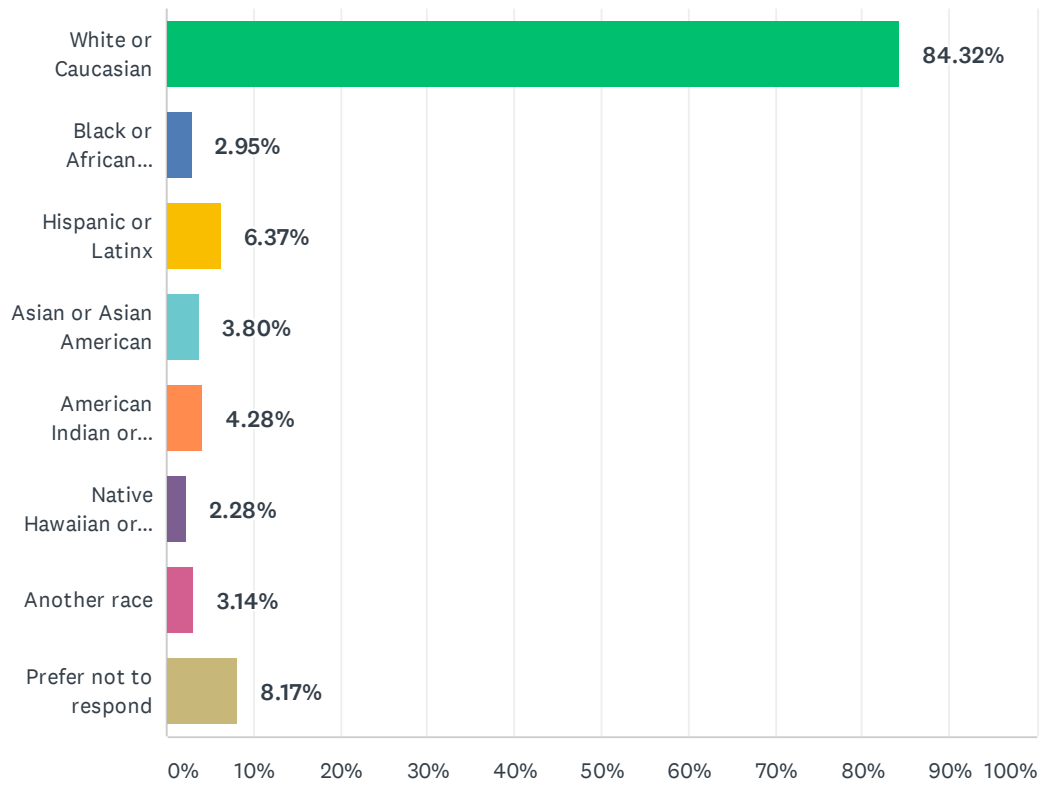
Answered: 1,052 Skipped: 61



| ANSWER CHOICES                             | RESPONSES |     |
|--|-----------|-----|
| Student                                    | 43.82%    | 461 |
| Parent/Guardian                            | 37.74%    | 397 |
| Employee                                   | 21.77%    | 229 |
| Other community member (none of the above) | 6.08%     | 64  |
| Total Respondents: 1,052                   |           |     |

## Q6 How would you best describe your race/ethnicity? Please check all that apply.

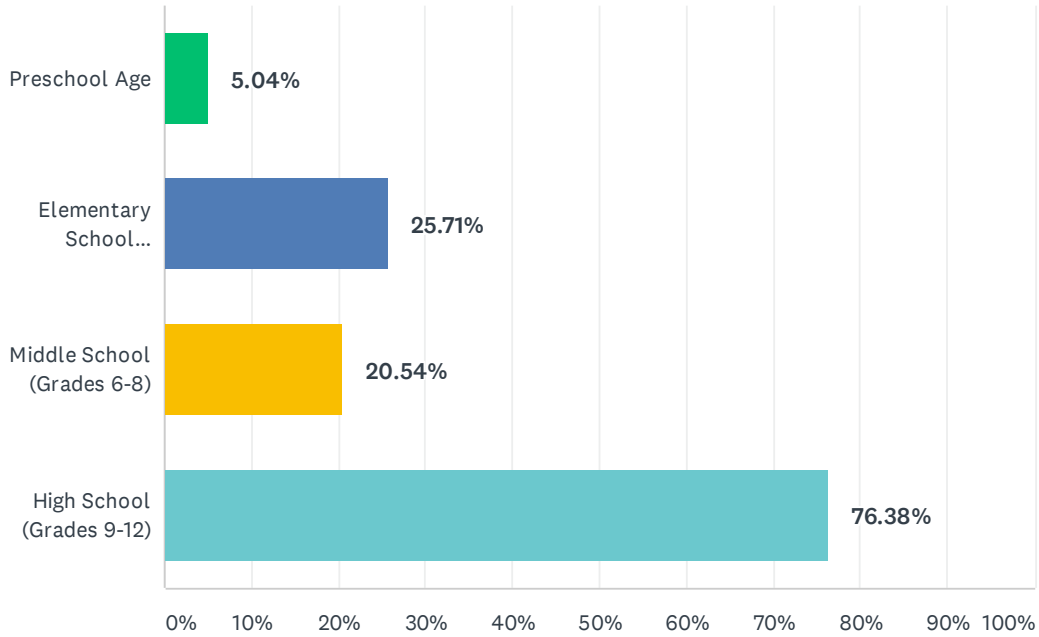
Answered: 1,052 Skipped: 61



| ANSWER CHOICES                            | RESPONSES |     |
|---|-----------|-----|
| White or Caucasian                        | 84.32%    | 887 |
| Black or African American                 | 2.95%     | 31  |
| Hispanic or Latinx                        | 6.37%     | 67  |
| Asian or Asian American                   | 3.80%     | 40  |
| American Indian or Alaska Native          | 4.28%     | 45  |
| Native Hawaiian or other Pacific Islander | 2.28%     | 24  |
| Another race                              | 3.14%     | 33  |
| Prefer not to respond                     | 8.17%     | 86  |
| Total Respondents: 1,052                  |           |     |

### Q7 What is your student's school level? Please check all that apply.

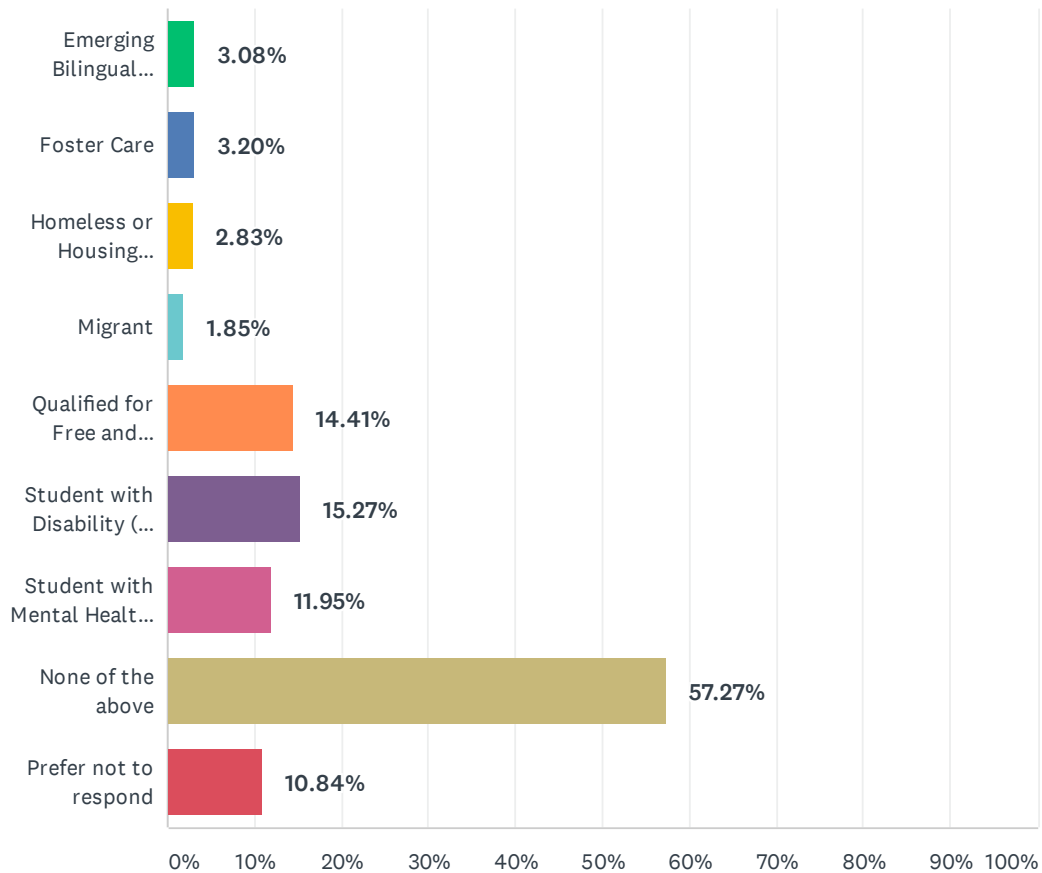
Answered: 813 Skipped: 300



| ANSWER CHOICES                                     | RESPONSES |     |
|--|-----------|-----|
| Preschool Age                                      | 5.04%     | 41  |
| Elementary School (Kindergarten through 5th grade) | 25.71%    | 209 |
| Middle School (Grades 6-8)                         | 20.54%    | 167 |
| High School (Grades 9-12)                          | 76.38%    | 621 |
| Total Respondents: 813                             |           |     |

## Q8 Would you describe yourself or your student as fitting any of the following categories? Please check all that apply.

Answered: 812 Skipped: 301

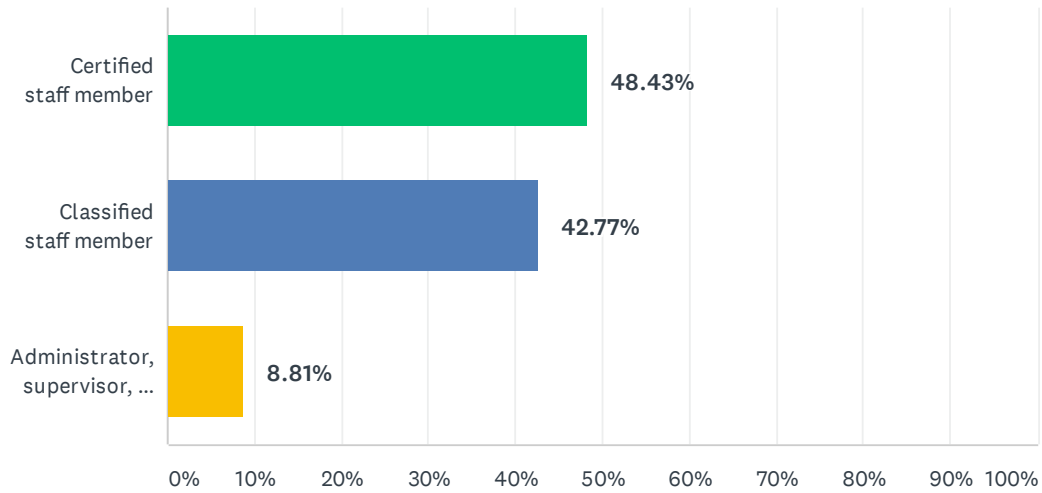


| ANSWER CHOICES                                    | RESPONSES |     |
|---|-----------|-----|
| Emerging Bilingual (English Language Learner)     | 3.08%     | 25  |
| Foster Care                                       | 3.20%     | 26  |
| Homeless or Housing Insecure                      | 2.83%     | 23  |
| Migrant   | 1.85%     | 15  |
| Qualified for Free and Reduced-Price School Meals | 14.41%    | 117 |
| Student with Disability (IEP or 504)              | 15.27%    | 124 |
| Student with Mental Health Needs                  | 11.95%    | 97  |
| None of the above                                 | 57.27%    | 465 |
| Prefer not to respond                             | 10.84%    | 88  |
| Total Respondents: 812                            |           |     |



## Q9 What is your role?

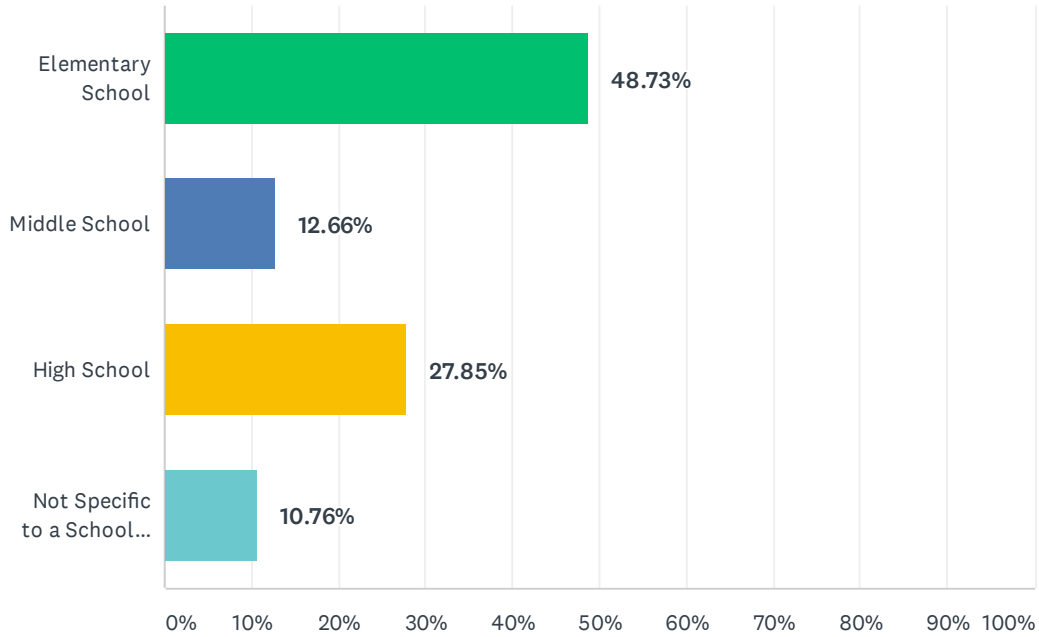
Answered: 159 Skipped: 954



| ANSWER CHOICES   | RESPONSES |            |
|--|-----------|------------|
| Certified staff member                                     | 48.43%    | 77         |
| Classified staff member                                    | 42.77%    | 68         |
| Administrator, supervisor, or non-represented staff member | 8.81%     | 14         |
| <b>TOTAL</b>   |           | <b>159</b> |

## Q10 At what level do you work?

Answered: 158 Skipped: 955



| ANSWER CHOICES                 | RESPONSES |            |
|--------------------------------|-----------|------------|
| Elementary School              | 48.73%    | 77         |
| Middle School                  | 12.66%    | 20         |
| High School                    | 27.85%    | 44         |
| Not Specific to a School Level | 10.76%    | 17         |
| <b>TOTAL</b>                   |           | <b>158</b> |

## Q11 What priorities for Dallas School District were not included that are important to you?

Answered: 529 Skipped: 584

## Q12 What else might you want to share with us?

Answered: 364 Skipped: 749