

Student Immunization Rates

Dallas High School

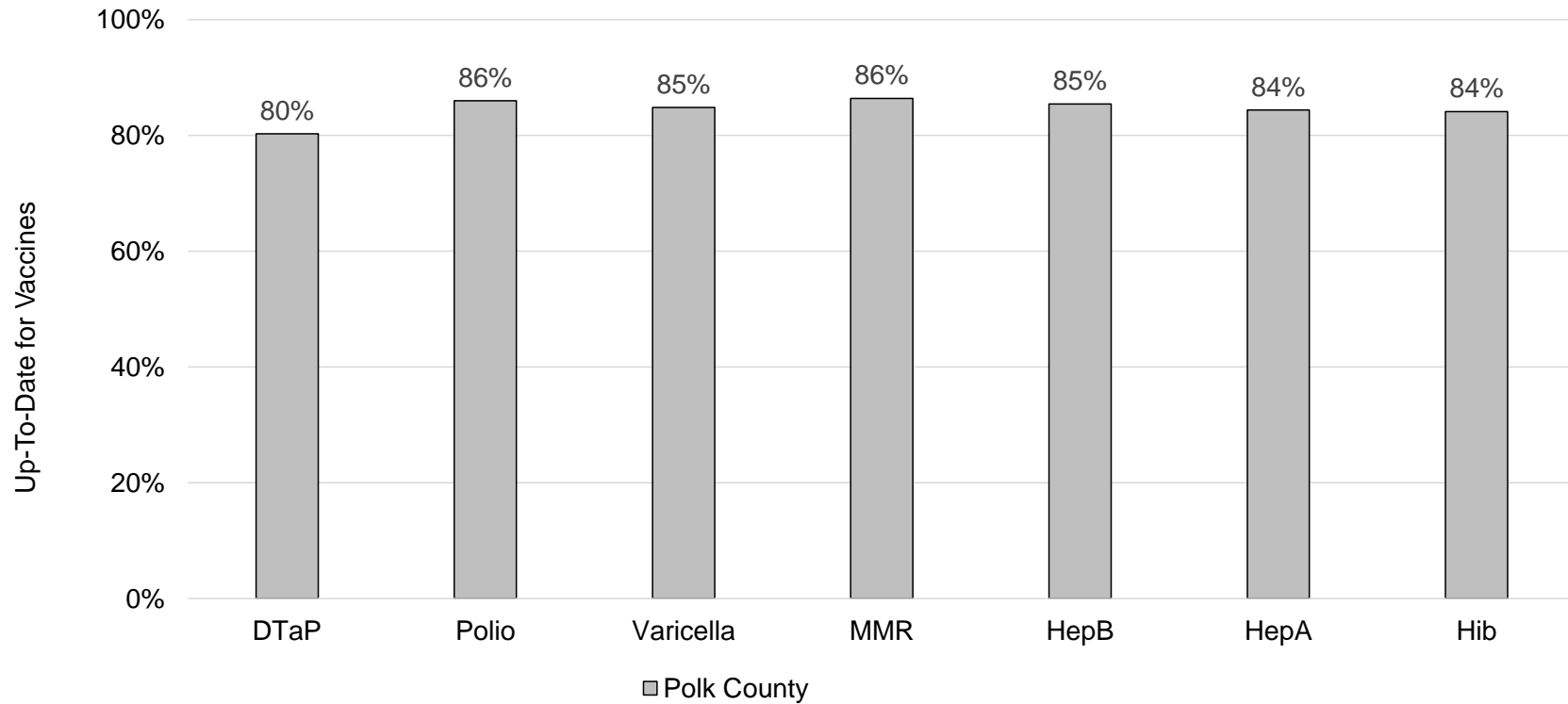
Dallas School District

October 2022

County	Polk
City	Dallas
# of students counted in the school's report	885
# Not Counted (Tracked by another site or attend fewer than 5 days per year)	0
% Vaccinated: DTaP/Tdap	92
% Vaccinated: Polio	97
% Vaccinated: Varicella	97
% Vaccinated: MMR1	96
% Vaccinated: Hep A	94
% Nonmedical Exemptions Any Vaccines	6
% Nonmedical Exemption: DTaP/Tdap	5
% Nonmedical Exemption: Polio	3
% Nonmedical Exemption: Varicella	3
% Nonmedical Exemption: MMR2	4
% Nonmedical Exemption: Mumps	4
% Nonmedical Exemption: Rubella	4
% Nonmedical Exemption: Hep B	3
% Nonmedical Exemption: Hep A	4
% No Record	0
% Medical Exemptions	0
% Vaccinated: All Vaccines	93
% Vaccinated: DTaP/Tdap	95

% Vaccinated: Polio	96
% Vaccinated: Varicella	97
% Vaccinated: Mumps/Rubella	97
% Vaccinated: Measles	96
% Vaccinated: Hep B	97
% Vaccinated: Hep A	95

How many kids younger than school-age* are up-to-date on vaccines in your county?



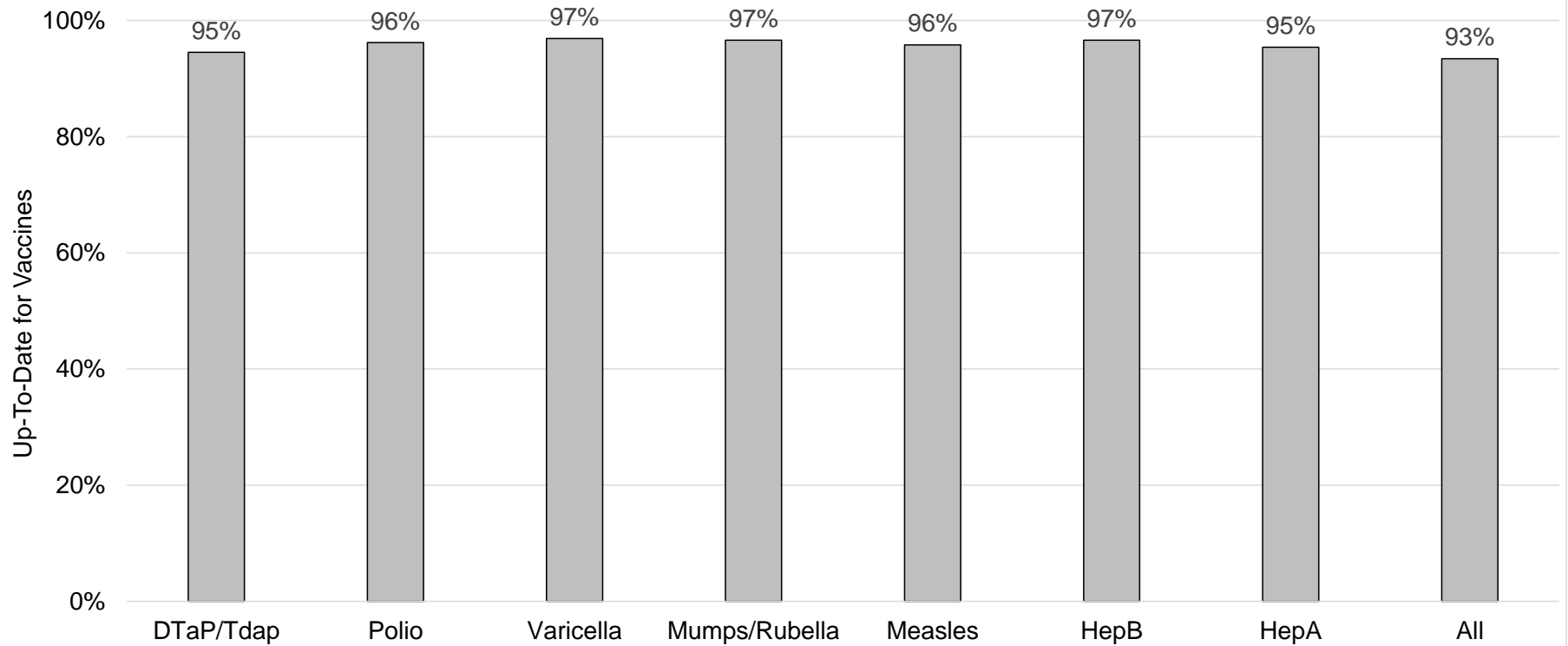
*Children age 19 months as of 01/12/2022 through 5 years as of 09/01/2021

Assessment date: 05/02/2022

Data source: Oregon Alert IIS



How many school-age kids* are up-to-date on vaccines in your county?



■ Polk County

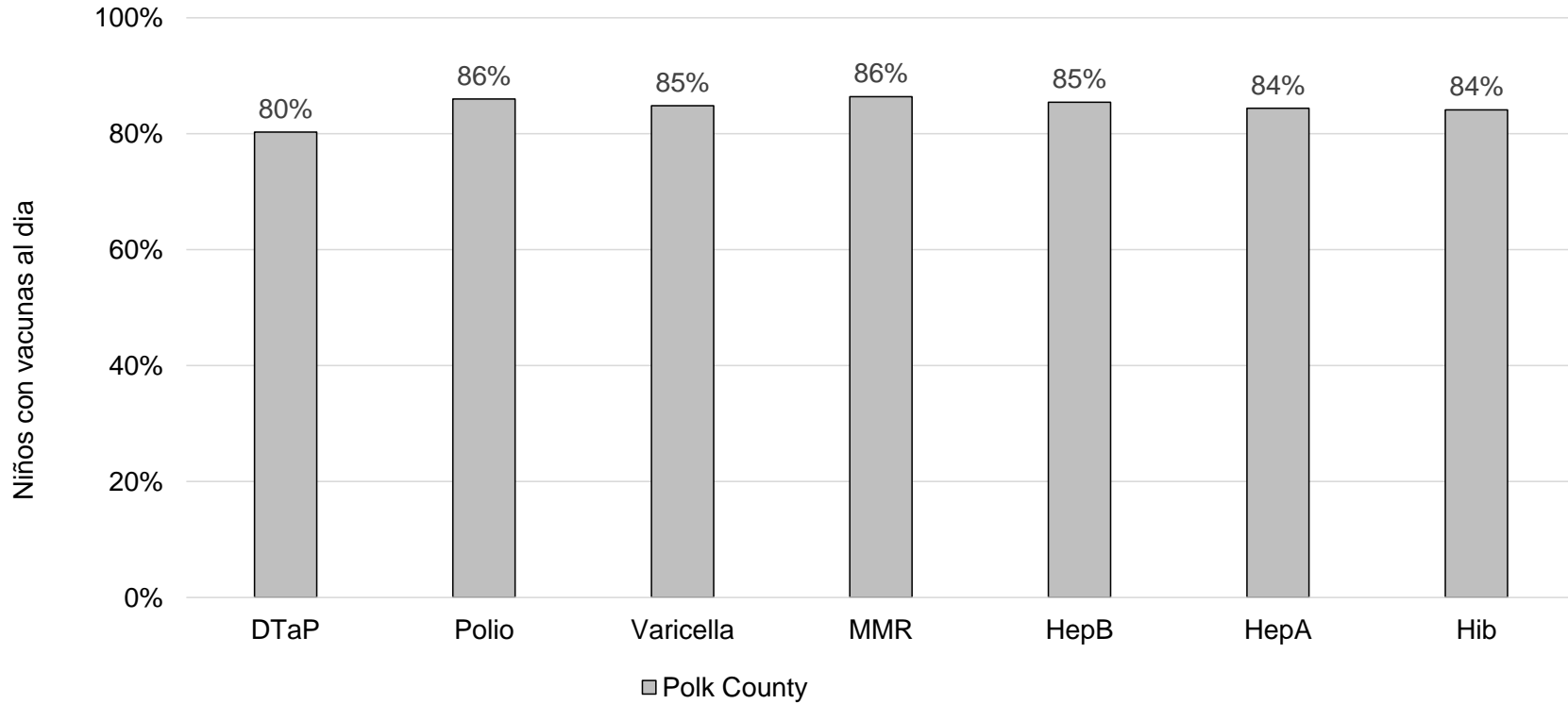
*Kindergarten through 12th grade

Assessment date: 05/02/2022

Data source: Immunization Primary Review Summary Reports



Cuántos niños menores de edad escolar* están al día con vacunas en su condado?



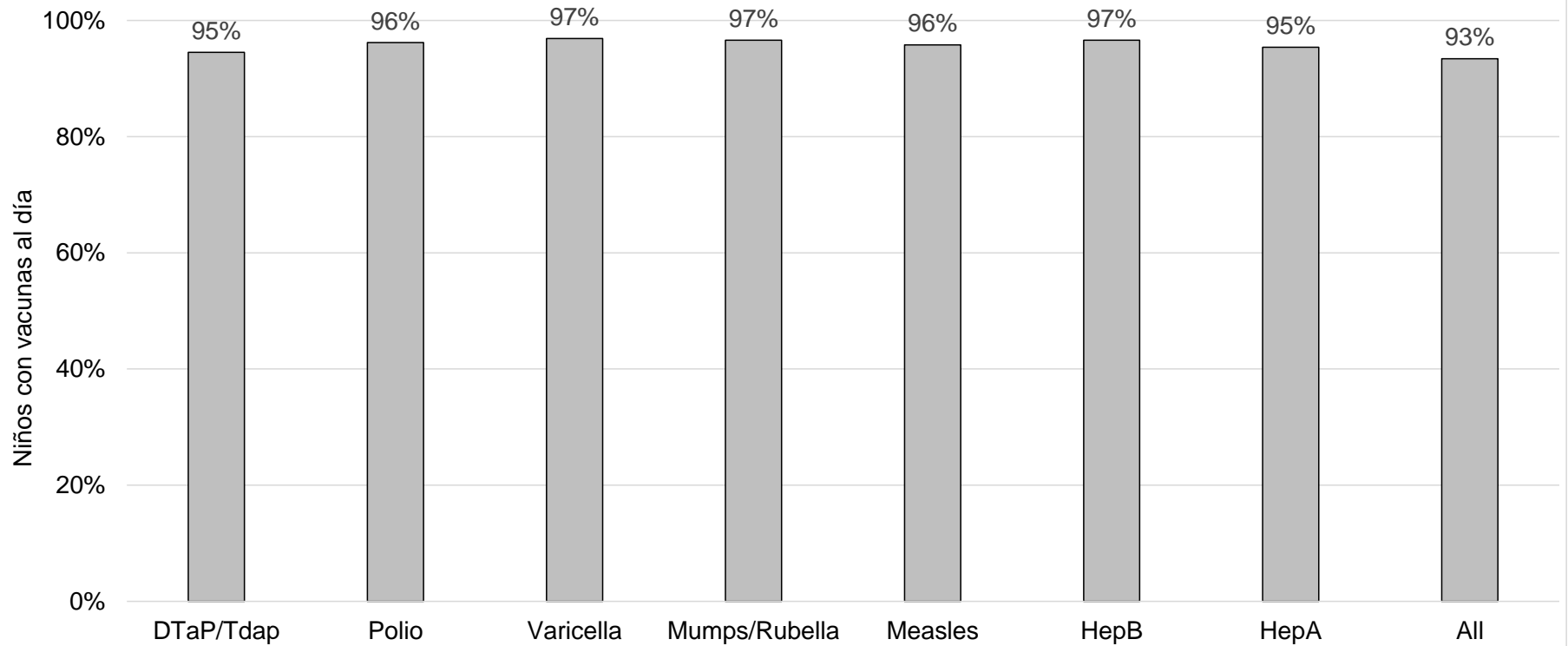
*Niños de 19 meses de edad en 12/01/2022 hasta 5 años de edad efectivo 01/09/2021

Fecha de evaluación: 02/05/2022

Fuente de datos: Oregon Alert IIS



¿Cuántos niños en edad escolar* están al día con las vacunas en su condado?



■ Polk County

* Jardín de infancia hasta el grado 12

Fecha de evaluación: 02/05/2022

Fuente de datos: Informes de Resumen de Inmunización Primaria

